

READY, SET, RESPOND!

Encouraging Flexible Thinking

A game for 2-6 players

Purpose of the Game:

Ready, Set, Respond is a game designed to help understand the different reactions we have to difficult situations and how our responses affect those around us.

Before You Play:

1. Download the Response cards, Situation cards, spinner. Carefully cut out the Response cards and Situation cards.
2. Place the Response cards and the Situation cards facing down on the playing surface.
3. Decide who will be the leader first.
4. The leader deals 5 Response cards to each player.

How to Play:

1. The leader picks the top card from the Situation card pile and reads it to the group.
2. The leader chooses a response category by spinning a pencil on the spinner and selecting the category the pencil points to (or by simply dropping a coin on the spinner and choosing the category the coin lands on). The leader then reads the type of response to the group.
3. The other players look at their cards and place the response they think is best face down in a pile on the table.
4. The leader collects the Response cards (without noting who put down which card) and reads them to the group.
5. The leader discusses why each response might be a good response to this situation and picks the response he or she thinks is the very best.
6. The player who put down that card is the winner of this round and receives the Situation card.
7. Each player picks another Response card from the pile (players should always have 5 cards).
8. The player seated to the left of the first leader is now the leader and play continues.
9. The first player to receive 5 Situation cards is the winner.

Example Round:

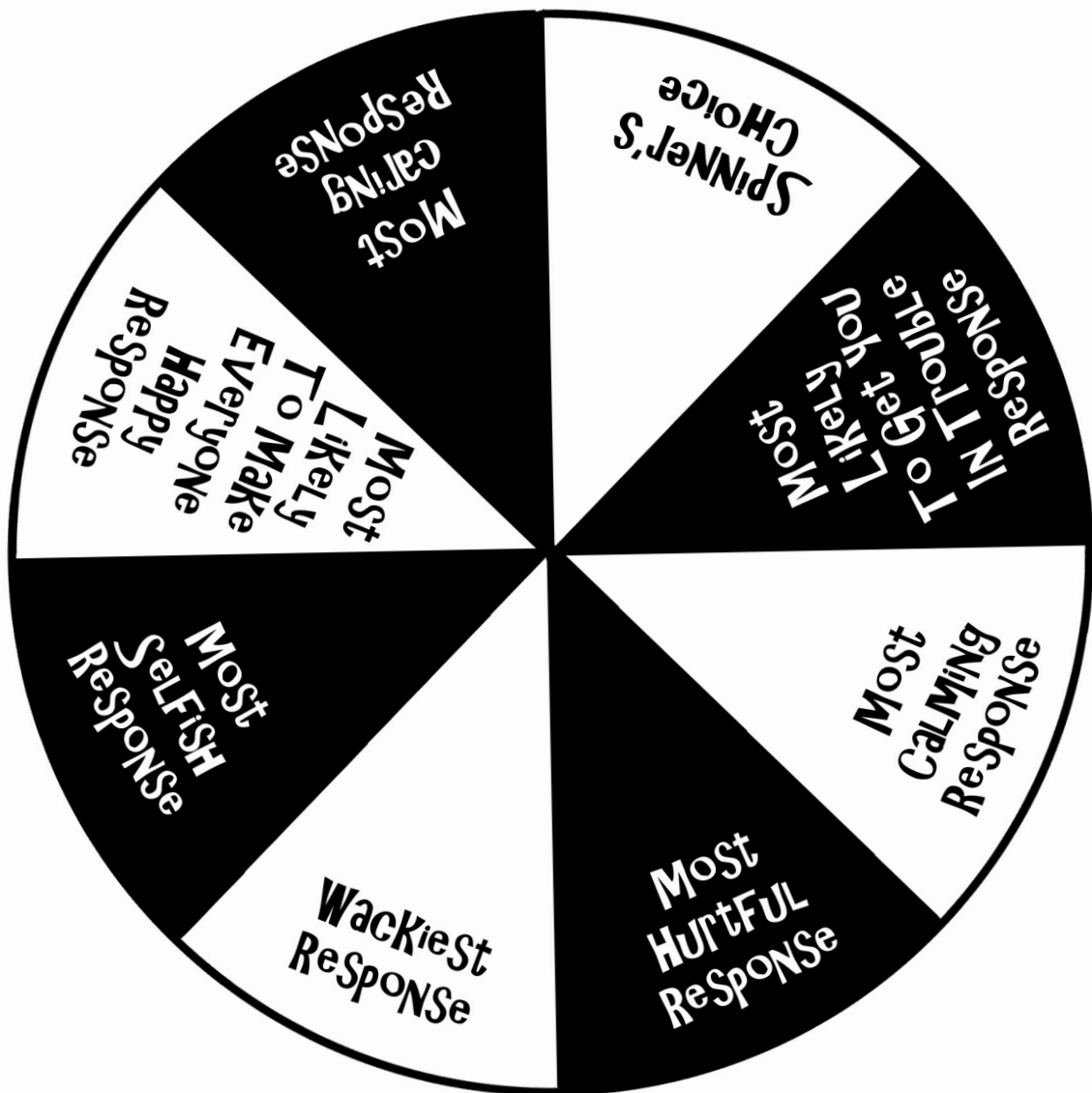
- The leader picks the Situation card that says: *Your teacher says, "Please stay after class"*.
- The spinner lands on: *Most selfish response*.
- The other players put down cards that say: *Ask why; ignore; and refuse*.

- The leader might tell the group that asking why is not a selfish response because it is okay to ask teachers for explanations. Ignoring the teacher is rude and might make the teacher angry. But refusing to stay after class is the most selfish because you are doing what you want to do rather than what the teacher asks.
- The leader asks who put down the *refuse* card.
- The player who put down the *refuse* card wins the round and receives the Situation card.

Notes:

- When the spinner lands on *Spinners Choice* the leader can pick any of the categories from the spinner (or make up one of their own).
- This game comes with blank Situation and Reaction cards. You can use a pencil to add your own situations and responses. If you do not want to use them, remove the blank cards from the deck before you play.
- It is important to remind players that there are no right or wrong answers. The purpose of the game is to have open discussion.
- Sometimes players may not have a card in their hand that fits the situation. In those cases, players can put down the card that is closest to how they would react. Or they can just put down a card they want to get rid of.
- Players are encouraged to explain why they put down the card they chose. The leader can listen to the explanation and consider it when selecting the best response.
- Some of the Situation cards are YIKES! Cards. These cards have situations that are funny or uncomfortable. They add some humor (and reality) to the game.

READY, SET, RESPOND!



READY, SET, RESPOND!

SITUATION CARDS 1

Cut out bookmark and fold down the center and glue or tape the two sides together, or use flat.



Your teacher says,
“Put your
phone away.”

READY, SET, RESPOND!
SITUATION CARD

Your teacher says,
“Stop talking to
your classmate.”

READY, SET, RESPOND!
SITUATION CARD

Your teacher says,
“Stop whispering.”

READY, SET, RESPOND!
SITUATION CARD

Your teacher says,
“Stop being
disruptive.”

READY, SET, RESPOND!
SITUATION CARD

Your teacher says,
“Stop leaning
back in your chair.”

READY, SET, RESPOND!
SITUATION CARD

Your teacher says,
“Please help
clean the
classroom.”

READY, SET, RESPOND!
SITUATION CARD

Your teacher says,
“Please stay
after class.”

READY, SET, RESPOND!
SITUATION CARD

Your teacher says,
“Please leave
the classroom.”

READY, SET, RESPOND!
SITUATION CARD

Your teacher says,
“Raise your hand
when you want
to speak.”

READY, SET, RESPOND!
SITUATION CARD

Your mom says,
“Stop playing
video games.”

READY, SET, RESPOND!
SITUATION CARD

READY, SET, RESPOND!

SITUATION CARDS 2

Cut out bookmark and fold down the center and glue or tape the two sides together, or use flat.



| | | | | |
|---|--|--|--|---|
| <p>Your teacher says, “Put your phone away.”</p> <p>READY, SET, RESPOND! SITUATION CARD</p> | <p>Your teacher says, “Stop talking to your classmate.”</p> <p>READY, SET, RESPOND! SITUATION CARD</p> | <p>Your teacher says, “Stop whispering.”</p> <p>READY, SET, RESPOND! SITUATION CARD</p> | <p>Your teacher says, “Stop being disruptive.”</p> <p>READY, SET, RESPOND! SITUATION CARD</p> | <p>Your teacher says, “Stop leaning back in your chair.”</p> <p>READY, SET, RESPOND! SITUATION CARD</p> |
| <p>Your teacher says, “Please help clean the classroom.”</p> <p>READY, SET, RESPOND! SITUATION CARD</p> | <p>Your teacher says, “Please stay after class.”</p> <p>READY, SET, RESPOND! SITUATION CARD</p> | <p>Your teacher says, “Please leave the classroom.”</p> <p>READY, SET, RESPOND! SITUATION CARD</p> | <p>Your teacher says, “Raise your hand when you want to speak.”</p> <p>READY, SET, RESPOND! SITUATION CARD</p> | <p>Your mom says, “Stop playing video games.”</p> <p>READY, SET, RESPOND! SITUATION CARD</p> |

READY, SET, RESPOND!

SITUATION CARDS 3

Cut out bookmark and fold down the center and glue or tape the two sides together, or use flat.



| | | | | |
|---|--|---|---|---|
| <p>Your mom says, “Put your phone away during dinner.”</p> <p>READY, SET, RESPOND! SITUATION CARD</p> | <p>Your mom says, “Please make your bed.”</p> <p>READY, SET, RESPOND! SITUATION CARD</p> | <p>Your mom says, “Walk the dog.”</p> <p>READY, SET, RESPOND! SITUATION CARD</p> | <p>Your mom says, “Do your homework”</p> <p>READY, SET, RESPOND! SITUATION CARD</p> | <p>Your mom says, “Stop teasing each other.”</p> <p>READY, SET, RESPOND! SITUATION CARD</p> |
| <p>Your mom says, “Clean your room.”</p> <p>READY, SET, RESPOND! SITUATION CARD</p> | <p>Your mom says, “Come inside for dinner.”</p> <p>READY, SET, RESPOND! SITUATION CARD</p> | <p>Your mom says, “Turn off the TV.”</p> <p>READY, SET, RESPOND! SITUATION CARD</p> | <p>Your mom says, “Time for your friend to go home.”</p> <p>READY, SET, RESPOND! SITUATION CARD</p> | <p>Your friend asks, “Can I borrow that?”</p> <p>READY, SET, RESPOND! SITUATION CARD</p> |

READY, SET, RESPOND!

SITUATION CARDS 4

Cut out bookmark and fold down the center and glue or tape the two sides together, or use flat.



| | | | | |
|---|---|--|--|---|
| <p>Your friend asks, “Can I play with that now?”</p> <p>READY, SET, RESPOND! SITUATION CARD</p> | <p>Your friend asks, “Can we see a different movie?”</p> <p>READY, SET, RESPOND! SITUATION CARD</p> | <p>Your friend asks, “Can we play a different video game?”</p> <p>READY, SET, RESPOND! SITUATION CARD</p> | <p>Your friend asks, “Want to know a secret?”</p> <p>READY, SET, RESPOND! SITUATION CARD</p> | <p>Your friend says, “How about we play outside, instead?”</p> <p>READY, SET, RESPOND! SITUATION CARD</p> |
| <p>YIKES!</p> <p>You trip in the lunchroom.</p> <p>READY, SET, RESPOND! SITUATION CARD</p> | <p>YIKES!</p> <p>Someone fires a spitball at your neck.</p> <p>READY, SET, RESPOND! SITUATION CARD</p> | <p>YIKES!</p> <p>You are challenged to a bug eating contest.</p> <p>READY, SET, RESPOND! SITUATION CARD</p> | <p>YIKES!</p> <p>You get your gum stuck in your friend’s hair.</p> <p>READY, SET, RESPOND! SITUATION CARD</p> | <p>YIKES!</p> <p>You step in dog poop.</p> <p>READY, SET, RESPOND! SITUATION CARD</p> |

READY, SET, RESPOND!

SITUATION CARDS 5

Cut out bookmark and fold down the center and glue or tape the two sides together, or use flat.



YIKES!

Someone starts speaking to you in a foreign language.

READY, SET, RESPOND!
SITUATION CARD

YIKES!

Someone gives you a wedgie .

READY, SET, RESPOND!
SITUATION CARD

YIKES!

You see someone picking their nose.

READY, SET, RESPOND!
SITUATION CARD

YIKES!

Your cat barfs on the floor.

READY, SET, RESPOND!
SITUATION CARD

YIKES!

Someone spills a drink on you.

READY, SET, RESPOND!
SITUATION CARD

YIKES!

Your best friend falls on her face.

READY, SET, RESPOND!
SITUATION CARD

YIKES!

Someone asks you to go bungee jumping.

READY, SET, RESPOND!
SITUATION CARD

YIKES!

You drop your tray in the cafeteria.

READY, SET, RESPOND!
SITUATION CARD

YIKES!

Someone trips you in the hallway.

READY, SET, RESPOND!
SITUATION CARD

READY, SET, RESPOND!
SITUATION CARD

READY, SET, RESPOND!

SITUATION CARDS - BLANK

Cut out bookmark and fold down the center and glue or tape the two sides together, or use flat.



READY, SET, RESPOND!
SITUATION CARD

READY, SET, RESPOND!
SITUATION CARD

READY, SET, RESPOND!
SITUATION CARD

READY, SET, RESPOND!
SITUATION CARD

READY, SET, RESPOND!
SITUATION CARD

READY, SET, RESPOND!
SITUATION CARD

READY, SET, RESPOND!
SITUATION CARD

READY, SET, RESPOND!
SITUATION CARD

READY, SET, RESPOND!
SITUATION CARD

READY, SET, RESPOND!
SITUATION CARD

READY, SET, RESPOND!

RESPONSE CARDS 1

Cut out bookmark and fold down the center and glue or tape the two sides together, or use flat.



| | | | | |
|---|---|--|---|---|
| <p>CRY <i>weep, sob, shed tears</i></p>  <p>READY, SET, RESPOND! RESPONSE CARD</p> | <p>STAY QUIET <i>remain silent</i></p>  <p>READY, SET, RESPOND! RESPONSE CARD</p> | <p>GET ANGRY <i>fume, mad, furious</i></p>  <p>READY, SET, RESPOND! RESPONSE CARD</p> | <p>ANSWER BACK <i>respond in anger</i></p>  <p>READY, SET, RESPOND! RESPONSE CARD</p> | <p>THROW A TANTRUM <i>get loudly upset, draw attention to yourself</i></p>  <p>READY, SET, RESPOND! RESPONSE CARD</p> |
| <p>LISTEN <i>pay attention to others</i></p>  <p>READY, SET, RESPOND! RESPONSE CARD</p> | <p>YELL <i>express yourself loudly</i></p>  <p>READY, SET, RESPOND! RESPONSE CARD</p> | <p>AVOID <i>keep away</i></p>  <p>READY, SET, RESPOND! RESPONSE CARD</p> | <p>CONSIDER THE OTHER PERSON'S FEELINGS <i>think about how others feel</i></p>  <p>READY, SET, RESPOND! RESPONSE CARD</p> | <p>ASK WHY <i>question</i></p>  <p>READY, SET, RESPOND! RESPONSE CARD</p> |

READY, SET, RESPOND!

RESPONSE CARDS 2

Cut out bookmark and fold down the center and glue or tape the two sides together, or use flat.



BOAST

brag, show off



READY, SET, RESPOND!
RESPONSE CARD

TAUNT

tease, jeer



READY, SET, RESPOND!
RESPONSE CARD

DISAGREE

oppose, conflict



READY, SET, RESPOND!
RESPONSE CARD

ASK FOR HELP

request assistance



READY, SET, RESPOND!
RESPONSE CARD

MAKE A JOKE

*say something funny,
lighten the mood*



READY, SET, RESPOND!
RESPONSE CARD

SAY, "NO!"

refuse



READY, SET, RESPOND!
RESPONSE CARD

EXPLAIN

give details, make clear



READY, SET, RESPOND!
RESPONSE CARD

IGNORE

pay no attention



READY, SET, RESPOND!
RESPONSE CARD

PAUSE

take a step back



READY, SET, RESPOND!
RESPONSE CARD

LAUGH

chuckle, express amusement



READY, SET, RESPOND!
RESPONSE CARD

READY, SET, RESPOND!

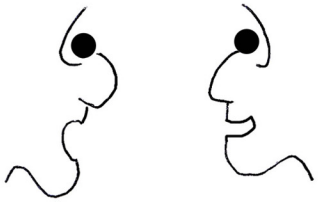
RESPONSE CARDS 3

Cut out bookmark and fold down the center and glue or tape the two sides together, or use flat.



COMMUNICATE

talk, exchange words



READY, SET, RESPOND!
RESPONSE CARD

COMPLAIN

whine, criticize, find fault



READY, SET, RESPOND!
RESPONSE CARD

REFUSE

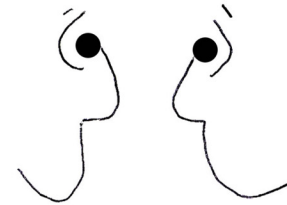
shout, scream



READY, SET, RESPOND!
RESPONSE CARD

COMPROMISE

cooperate, negotiate



READY, SET, RESPOND!
RESPONSE CARD

WALK AWAY


flee, depart, vanish



READY, SET, RESPOND!
RESPONSE CARD

BREATHE

inhale, exhale



READY, SET, RESPOND!
RESPONSE CARD

APOLOGIZE

say sorry, make amends



READY, SET, RESPOND!
RESPONSE CARD

GIVE A DECEITFUL ANSWER

be dishonest, mislead



READY, SET, RESPOND!
RESPONSE CARD

CHANGE THE SUBJECT

switch the topic of the conversation



READY, SET, RESPOND!
RESPONSE CARD

ARGUE

fight, disagree, bicker













READY, SET, RESPOND!
RESPONSE CARD

READY, SET, RESPOND!

RESPONSE CARDS 4

Cut out bookmark and fold down the center and glue or tape the two sides together, or use flat.



| | | | | |
|---|--|---|---|---|
| <p>EMBARRASS THE OTHER PERSON <i>humiliate, make self-conscious</i></p>  <p>READY, SET, RESPOND! RESPONSE CARD</p> | <p>SUGGEST ALTERNATIVE <i>propose something different</i></p>  <p>READY, SET, RESPOND! RESPONSE CARD</p> | <p>OBEY <i>follow instructions, do as you are told</i></p>  <p>READY, SET, RESPOND! RESPONSE CARD</p> | <p>MOCK <i>tease, make fun</i></p>  <p>READY, SET, RESPOND! RESPONSE CARD</p> | <p>SAY, "IN 10 MINUTES." <i>try to extend your activity</i></p>  <p>READY, SET, RESPOND! RESPONSE CARD</p> |
| <p>LIE <i>say something untrue</i></p>  <p>READY, SET, RESPOND! RESPONSE CARD</p> | <p>ASK FOR MORE TIME <i>try to extend your activity</i></p>  <p>READY, SET, RESPOND! RESPONSE CARD</p> | <p>DEMAND AN ALTERNATIVE <i>insist on something different</i></p>  <p>READY, SET, RESPOND! RESPONSE CARD</p> | <p>ASK A QUESTION <i>inquire</i></p>  <p>READY, SET, RESPOND! RESPONSE CARD</p> | <p>STOP AND THINK <i>pause to reflect on the situation</i></p>  <p>READY, SET, RESPOND! RESPONSE CARD</p> |

READY, SET, RESPOND!

RESPONSE CARDS 5

Cut out bookmark and fold down the center and glue or tape the two sides together, or use flat.



COMPLAIN

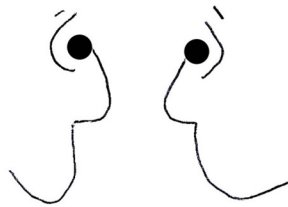
whine, criticize, find fault



READY, SET, RESPOND!
RESPONSE CARD

COMPROMISE

cooperate, negotiate



READY, SET, RESPOND!
RESPONSE CARD

CRY

weep, sob, shed tears



READY, SET, RESPOND!
RESPONSE CARD

BEG

plead



READY, SET, RESPOND!
RESPONSE CARD

OBEY

*follow instructions,
do as you are told*



READY, SET, RESPOND!
RESPONSE CARD

SAY, "NO!"

refuse



READY, SET, RESPOND!
RESPONSE CARD

LISTEN

pay attention to others



READY, SET, RESPOND!
RESPONSE CARD

IGNORE

pay no attention



READY, SET, RESPOND!
RESPONSE CARD

APOLOGIZE

say sorry, make amends



READY, SET, RESPOND!
RESPONSE CARD

LAUGH

chuckle, express amusement



READY, SET, RESPOND!
RESPONSE CARD

READY, SET, RESPOND!

RESPONSE CARDS 6

Cut out bookmark and fold down the center and glue or tape the two sides together, or use flat.



TELL THE TRUTH

be honest



READY, SET, RESPOND!
RESPONSE CARD

BEG

plead



READY, SET, RESPOND!
RESPONSE CARD

REFUSE TO COOPERATE

do the opposite



READY, SET, RESPOND!
RESPONSE CARD

INSIST THAT YOU KNOW BEST

ignore other opinions



READY, SET, RESPOND!
RESPONSE CARD

READY, SET, RESPOND!
RESPONSE CARD

READY, SET, RESPOND!
RESPONSE CARD

READY, SET, RESPOND!
RESPONSE CARD

READY, SET, RESPOND!
RESPONSE CARD

READY, SET, RESPOND!
RESPONSE CARD

READY, SET, RESPOND!
RESPONSE CARD

READY, SET, RESPOND!

RESPONSE CARDS - BLANK

Cut out bookmark and fold down the center and glue or tape the two sides together, or use flat.



READY, SET, RESPOND!
RESPONSE CARD

READY, SET, RESPOND!
RESPONSE CARD

READY, SET, RESPOND!
RESPONSE CARD

READY, SET, RESPOND!
RESPONSE CARD

READY, SET, RESPOND!
RESPONSE CARD

READY, SET, RESPOND!
RESPONSE CARD

READY, SET, RESPOND!
RESPONSE CARD

READY, SET, RESPOND!
RESPONSE CARD

READY, SET, RESPOND!
RESPONSE CARD

READY, SET, RESPOND!
RESPONSE CARD